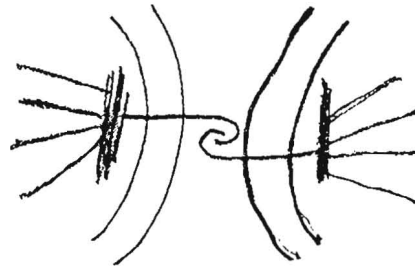
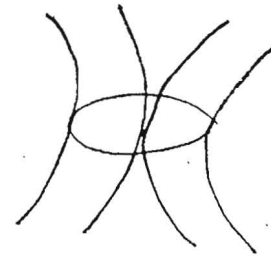
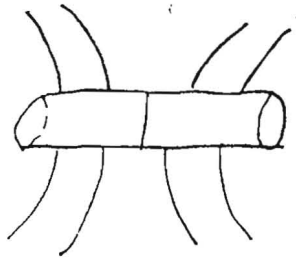
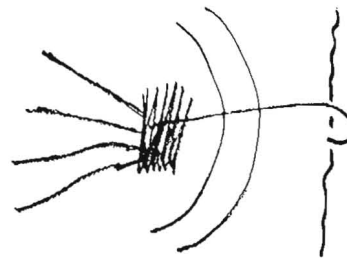


Cell-Cell Connections



Cell-ECM Connections



Adhesive or Anchoring Junctions

Connection

Cytoskeletal Element

TM protein

IF

MF

Cell to Cell

spot
desmosome

belt
adherens junction

Cadherins

Cell to ECM

hemi-desmosome
-- to basal lamina

focal adhesion
-- to solid surface

Integrins