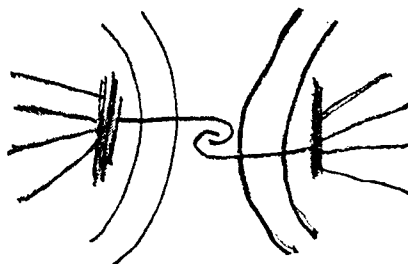
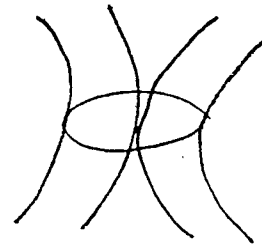
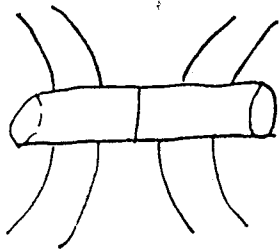
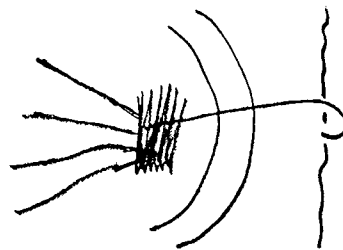


Cell-Cell Connections



Cell-ECM Connections



Adhesive or Anchoring Junctions

Connection	Cytoskeletal Element		TM protein
	IF	MF	
Cell to Cell	spot desmosome	belt adherens junction	Cadherins
Cell to ECM	hemi-desmosome -- to basal lamina	focal adhesion -- to solid surface	Integrins