



## About DS

[Managing Director & Advisors](#)
[Participating Institutions](#)
[Statistics](#)
[Contact Information](#)
[Privacy Policy](#)
[Bibliography](#)
[Send Us Your Feedback](#)

## More Information &gt;

[Technical Information](#)
[New Participant Guidelines](#)
[Grant History](#)

## Digital Scriptorium Survey Results

## 1. How did you hear about Digital Scriptorium?

		Response Percent	Response Count
Web search		17.0%	39
<b>Colleague</b>		<b>30.0%</b>	69
Professor		9.6%	22
Librarian		11.7%	27
Website of one of Digital Scriptorium's participating libraries		4.4%	10
Conference		3.5%	8
Scholarly publication		0.9%	2
Newsletter		5.7%	13
Other (please specify)		17.4%	40
		<b><i>answered question</i></b>	<b>230</b>
		<b><i>skipped question</i></b>	<b>0</b>

## 2. How often do you use Digital Scriptorium?

		Response Percent	Response Count
Daily		1.5%	2






Weekly		8.9%	12
Monthly		19.3%	26
<b>Sporadically</b>		<b>48.2%</b>	65
This is my first visit		22.2%	30
<i>answered question</i>			<b>135</b>
<i>skipped question</i>			<b>95</b>





<b>3. What is your focus when you use Digital Scriptorium for texts? Please rank the following. (1= most important, 5= least important, N/A= Not Applicable)</b>								
	1	2	3	4	5	N/A	Rating Average	Response Count
Specific authors	11.4% (15)	8.3% (11)	16.7% (22)	18.9% (25)	<b>26.5%</b> <b>(35)</b>	18.2% (24)	3.50	132
Specific texts	14.4% (19)	16.7% (22)	<b>24.2%</b> <b>(32)</b>	21.2% (28)	7.6% (10)	15.9% (21)	2.89	132
Bibliographic information	7.6% (10)	15.2% (20)	<b>24.2%</b> <b>(32)</b>	18.2% (24)	22.7% (30)	12.1% (16)	3.38	132
Images for textual information	25.8% (34)	<b>28.8%</b> <b>(38)</b>	9.1% (12)	12.1% (16)	13.6% (18)	10.6% (14)	2.54	132
Specific manuscripts	<b>34.1%</b> <b>(45)</b>	19.7% (26)	14.4% (19)	12.9% (17)	9.8% (13)	9.1% (12)	2.39	132
<i>answered question</i>								<b>135</b>
<i>skipped question</i>								<b>95</b>

<b>4. What is your focus when you use Digital Scriptorium for images. Please rank the following. (1= most important, 5= least important, N/A= Not Applicable)</b>								
	1	2	3	4	5	N/A	Rating Average	Response Count
Script	<b>39.4%</b> <b>(52)</b>	25.8% (34)	12.9% (17)	8.3% (11)	7.6% (10)	6.1% (8)	2.14	132
Art or art methods	<b>38.2%</b> <b>(50)</b>	22.1% (29)	14.5% (19)	7.6% (10)	9.2% (12)	8.4% (11)	2.21	131

Codicology	7.6% (10)	25.2% (33)	<b>31.3%</b> <b>(41)</b>	17.6% (23)	6.9% (9)	11.5% (15)	2.90	131
Bindings	3.8% (5)	9.8% (13)	14.4% (19)	<b>32.6%</b> <b>(43)</b>	25.8% (34)	13.6% (18)	3.77	132
Ownership marks	9.0% (12)	8.3% (11)	18.0% (24)	18.8% (25)	<b>33.1%</b> <b>(44)</b>	12.8% (17)	3.67	133
	<i>answered question</i>							<b>135</b>
	<i>skipped question</i>							<b>95</b>

5. Optional: Please tell us more about your use of images and texts from Digital Scriptorium.		Response Count
		47
	<i>answered question</i>	<b>47</b>
	<i>skipped question</i>	<b>183</b>

6. In terms of content, are you able to find the information you seek?		Response Percent	Response Count
Always		8.9%	12
<b>Usually</b>		<b>53.3%</b>	72
Seldom		9.6%	13
Never		0.7%	1
No, but I often discover something of interest		11.9%	16
Other (please specify)		15.6%	21
	<i>answered question</i>		<b>135</b>
	<i>skipped question</i>		<b>95</b>

7. In terms of navigating the Digital Scriptorium website, how easy is it for you to find the information you seek?			Response Percent	Response Count
1 (very easy to navigate)			37.0%	50
2			45.2%	61
3			12.6%	17
4 (very hard to navigate)			5.2%	7
			<i>answered question</i>	<b>135</b>
			<i>skipped question</i>	<b>95</b>

8. If you find the Digital Scriptorium website difficult to navigate, please tell us which aspect is problematic.			Response Count
			31
			<i>answered question</i>
			<b>31</b>
			<i>skipped question</i>
			<b>199</b>

9. Please rank the following features according to importance. (1= most important, 3= least important, N/A= Not Applicable)						
	1	2	3	N/A	Rating Average	Response Count
Ability to see images of manuscripts	<b>79.9% (107)</b>	14.9% (20)	3.7% (5)	1.5% (2)	1.23	134
Ability to cross-search multiple institutions	8.3% (11)	36.4% (48)	<b>49.2% (65)</b>	6.1% (8)	2.44	132
Ability to search specific manuscript-related features	11.3% (15)	<b>44.4% (59)</b>	41.4% (55)	3.0% (4)	2.31	133
						<i>answered question</i>
						<b>135</b>

							<i>skipped question</i>	95
<b>10. What kind of intellectual growth in Digital Scriptorium matters most to you? Please rank your choices. (1= most important, 4= least important, N/A= Not Applicable)</b>								
	1	2	3	4	N/A	Rating Average	Response Count	
More descriptions of manuscripts	34.6% (46)	<b>50.4% (67)</b>	7.5% (10)	3.0% (4)	4.5% (6)	1.78	133	
More images per manuscript	<b>54.5% (73)</b>	23.9% (32)	7.5% (10)	9.7% (13)	4.5% (6)	1.71	134	
Better editing of the descriptions to eliminate typographical errors	4.6% (6)	6.1% (8)	36.6% (48)	<b>42.7% (56)</b>	9.9% (13)	3.31	131	
More standardization of medieval names, titles and locations	4.5% (6)	14.4% (19)	<b>39.4% (52)</b>	34.1% (45)	7.6% (10)	3.11	132	
							<i>answered question</i>	135
							<i>skipped question</i>	95

<b>11. Optional: Please tell us more about the intellectual growth you would like to see for Digital Scriptorium.</b>	
	Response Count
	38
	<i>answered question</i>
	38
	<i>skipped question</i>
	192

<b>12. What kind of technical enhancements would you consider most important for Digital Scriptorium? Please rank your choices. (1= most important, 4= least important, N/A= Not Applicable)</b>							
	1	2	3	4	N/A	Rating Average	Response Count

Ability to easily focus a search on images of art historical interest	<b>44.4%</b> (59)	17.3% (23)	15.8% (21)	14.3% (19)	8.3% (11)	2.00	133
Ability to store searches and results from one session to the next (i.e., retain a DS "profile")	17.6% (23)	27.5% (36)	<b>29.0%</b> (38)	16.0% (21)	9.9% (13)	2.48	131
Ability to post comments about a given entry within DS	6.1% (8)	15.2% (20)	19.7% (26)	<b>45.5%</b> (60)	13.6% (18)	3.21	132
Ability to compare DS images side-by-side in the browser	27.6% (37)	<b>32.8%</b> (44)	23.9% (32)	9.7% (13)	6.0% (8)	2.17	134
	<i>answered question</i>						<b>135</b>
	<i>skipped question</i>						<b>95</b>

<b>13. Optional: Please tell us more about the technological enhancements you would like to see for Digital Scriptorium.</b>		Response Count
		18
	<i>answered question</i>	<b>18</b>
	<i>skipped question</i>	<b>212</b>







<b>14. If you are a staff member of an actual or potential Digital Scriptorium partner institution, what kind of growth in Digital Scriptorium matters most to you? Please rank your choices (1= most important, 4= least important, N/A= Not Applicable)</b>							
	1	2	3	4	N/A	Rating Average	Response Count
More partners from large North American institutions	22.6% (12)	<b>45.3%</b> (24)	7.5% (4)	3.8% (2)	20.8% (11)	1.90	53
More partners from smaller North American institutions	9.4% (5)	17.0% (9)	<b>47.2%</b> (25)	5.7% (3)	20.8% (11)	2.62	53
Partners from European institutions	<b>40.0%</b> (22)	16.4% (9)	20.0% (11)	3.6% (2)	20.0% (11)	1.84	55

Opportunity to participate in DS decisions and/or governance	9.6% (5)	0.0% (0)	3.8% (2)	<b>59.6% (31)</b>	26.9% (14)	3.55	52
	<i>answered question</i>						<b>55</b>
	<i>skipped question</i>						<b>175</b>

**15. Optional: Please tell us more about the type of Digital Scriptorium growth that matters most to you.**

	Response Count
	9
	<i>answered question</i> <b>9</b>
	<i>skipped question</i> <b>221</b>





**16. Please select the field that best describes your work or vocation:**

	Response Percent	Response Count
Librarian 	18.9%	24
IT staff	0.0%	0
Conservator 	3.9%	5
<b>Faculty</b> 	<b>37.8%</b>	<b>48</b>
Graduate student 	15.0%	19
Undergraduate student	0.8%	1
High school student	0.0%	0
Junior high school student	0.0%	0
Independent scholar 	10.2%	13
Private collector	0.8%	1
Researcher 	8.7%	11

Calligrapher		0.8%	1
Artist		0.0%	0
Other (please specify)		3.2%	4
	<b>answered question</b>		<b>127</b>
	<b>skipped question</b>		<b>103</b>

<b>17. Please select the field that best describes your discipline or interest:</b>			
		<b>Response Percent</b>	<b>Response Count</b>
Art and Architecture		16.5%	21
Calligraphy		0.8%	1
Classics		0.8%	1
Computer Science		0.8%	1
Economics		0.0%	0
Education		0.0%	0
Genealogy		0.0%	0
<b>History</b>		<b>18.1%</b>	23
History of the Book		16.5%	21
Law		0.0%	0
Linguistics		0.0%	0
Literature: English		12.6%	16
Literature: All others		5.5%	7
Mathematics		0.8%	1
Medicine		1.6%	2
Music		1.6%	2
Numismatics		0.0%	0

Paleography		9.5%	12
Papyrology		0.0%	0
Philosophy		1.6%	2
Political Science		0.0%	0
Religion		3.2%	4
Theater		0.0%	0
Women's/Gender Studies		0.8%	1
Other (please specify)		9.5%	12
		<b><i>answered question</i></b>	<b>127</b>
		<b><i>skipped question</i></b>	<b>103</b>

<b>18. Please select the best representation of your institutional affiliation:</b>			
		<b>Response Percent</b>	<b>Response Count</b>
No affiliation		9.5%	12
Secondary school		0.0%	0
Junior college/2-year college		0.0%	0
Four-year college		11.8%	15
<b>Research university</b>		<b>53.5%</b>	68
Private research institution		6.3%	8
Not-for-profit organization		3.9%	5
European institution / organization		7.9%	10
Other (please specify)		7.1%	9
		<b><i>answered question</i></b>	<b>127</b>
		<b><i>skipped question</i></b>	<b>103</b>

19. Overall, how satisfied are you with Digital Scriptorium?			Response Percent	Response Count
Extremely satisfied			21.3%	27
<b>Very satisfied</b>			<b>57.5%</b>	73
Somewhat satisfied			20.5%	26
Not at all satisfied			0.8%	1
		<i>answered question</i>		<b>127</b>
		<i>skipped question</i>		<b>103</b>

[DS Home](#) | [About DS](#) | [Using The Images](#) | [Basic Search](#) | [Advanced Search](#) | [Help](#)

Hosted by **Columbia University Libraries**  
*A project of the Libraries Digital Program Division*