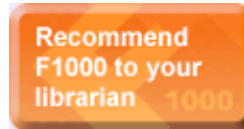
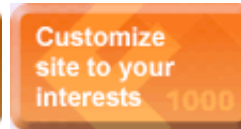

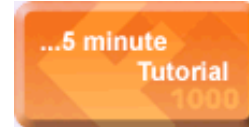

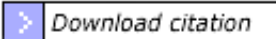
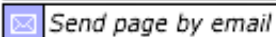


Welcome University of California, Berkeley

 Home
  Feedback
  Support
  Log out/Profile
23-
May-
2007







MAJOR ADVANCES. EXPERT OPINIONS.

My F1000 Biology | Browse the Faculties | Top 10s | Advanced Search | My Details | About | Faculty Member List

 Must Read
F1000 Factor **4.8**EndNote 



Identification and characterization of a gonadotropin-inhibitory system in the brains of mammals.

Kriegsfeld LJ, Mei DF, Bentley GE, Ubuka T, Mason AO, Inoue K, Ukena K, Tsutsui K, Silver R

Proc Natl Acad Sci U S A 2006 Feb 14 **103**(7):2410-5 [[abstract on PubMed](#)] [[citations on Google Scholar](#)] [[related articles](#)] [[full text](#)] [[order article](#)] 

Selected by | Bruce Carr  / Tony Plant

First evaluation 29 Mar 2006 | Latest evaluation 23 May 2007

 [Relevant Sections](#)

Faculty Comments

Faculty Member

Bruce Carr


University of Texas
Southwestern Medical
School, United States of
America
PHARMACOLOGY & DRUG
DISCOVERY

 New Finding

Comments

This is the first study to confirm that gonadotropin inhibitory hormone (GnIH) exists and is functional in mammals. In addition to mapping the GnIH neuronal fibers, the authors provide proof of function of the peptide by infusing GnIH and showing inhibition of secretion of luteinizing hormone. This negates the, until recently, widely held belief that pituitary gonadotropins are controlled mainly by gonadotropin releasing hormone originating in the hypothalamus. This may have potential as a new drug in the future.


Competing interests: None declared

Evaluated 23 May 2007 

[How to cite this evaluation](#)

Tony Plant

University of Pittsburgh
School of Medicine, United
States of America
PHYSIOLOGY

 New Finding

I found this article interesting because it focuses on a peptide termed gonadotropin-inhibitory hormone (GnIH), which might be taken by a casual reader to refer to a hypophysiotropic factor that inhibits release of gonadotropin at the level of the anterior pituitary. The results presented, however, indicate that the major action of GnIH is that of a modulator of neuronal systems involved in the regulation of the neuroendocrine axis governing reproduction. Perhaps the name is

unfortunate. In any event, experiments in which hypothalamic GnIH expression or action is reduced using pharmacological or molecular approaches should prove to be rewarding.

Competing interests: None declared
Evaluated 29 Mar 2006

[How to cite this evaluation](#)

Faculty Comments

How to cite the Faculty of 1000 Biology evaluation(s) for this paper

1) To cite all the evaluations for this article:

Faculty of 1000 Biology: evaluations for Kriegsfeld LJ et al *Proc Natl Acad Sci U S A* 2006 Feb 14 103 (7) :2410-5
<http://www.f1000biology.com/article/id/1031785/evaluation>

2) To cite an evaluation by a specific Faculty member:

Bruce Carr: Faculty of 1000 Biology, 23 May 2007 <http://www.f1000biology.com/article/id/1031785/evaluation>

Tony Plant: Faculty of 1000 Biology, 29 Mar 2006 <http://www.f1000biology.com/article/id/1031785/evaluation>