

CEPHALOMETRIC SUMMARY

Area of Study	Measurement	Standard Child\Adult	(A-1)	(A-2)	(B)
Maxilla to Cranial Base	SNA	80.8\82.0	92		90.5
Mandible to Cranial Base	SNB	78.0\80.0	84		85
Maxillo-Mandibular Relations	ANB WITS (A-B)	2.8\2.0 1 mm	8 11		5.5 6
Vertical Height	N:ANS/ANS:ME	0.8	0.71		0.77
Maxillary and Mandibular Incisor Position	U1:SN U1:L1 L1:GoGn L1:APo L1:NB	103.5\104.0 130.4\131.0 92.8\91.9 0 mm 4 mm	125 115 94.5 0 6		107 128 102 -1 4
Soft Tissue	Holdaway Angle	8.0	13.5		6
Direction of Growth	SN:GoGn Y axis SGo/NMe Extension GoGn	32.3\31.7 67.0 0.65 +,0,-	25 63.5 0.73 0		21 62 0.78 -

A-1 Pretreatment Records

A-2 Interim Records

B Post-treatment Records

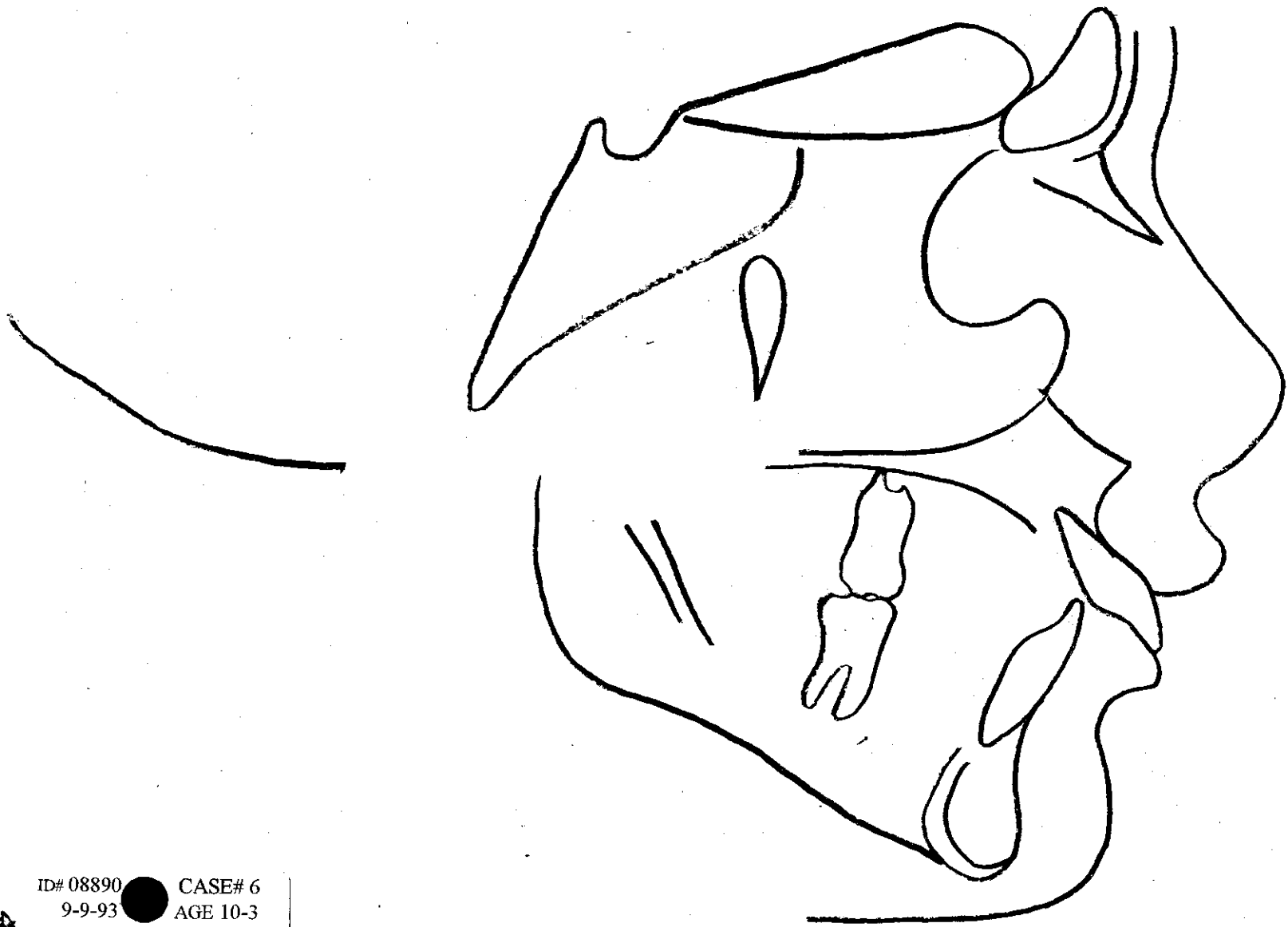
CEPHALOMETRIC SUMMARY

Area of Study	Measurement	Standard Child\Adult	(A-1)	(A-2)	(B)
Maxilla to Cranial Base	SNA	80.8\82.0	92		90.5
Mandible to Cranial Base	SNB	78.0\80.0	84		85
Maxillo-Mandibular Relations	ANB WITS (A-B)	2.8\2.0 1 mm	8 11		5.5 6
Vertical Height	N:ANS/ANS:ME	0.8	0.71		0.77
Maxillary and Mandibular Incisor Position	U1:SN U1:L1 L1:GoGn L1:APo L1:NB	103.5\104.0 130.4\131.0 92.8\91.9 0 mm 4 mm	125 115 94.5 0 6		107 128 102 -1 4
Soft Tissue	Holdaway Angle	8.0	13.5		6
Direction of Growth	SN:GoGn Y axis SGo/NMe Extension GoGn	32.3\31.7 67.0 0.65 + ,0,-	25 63.5 0.73 0		21 62 0.78 -

A-1 Pretreatment Records

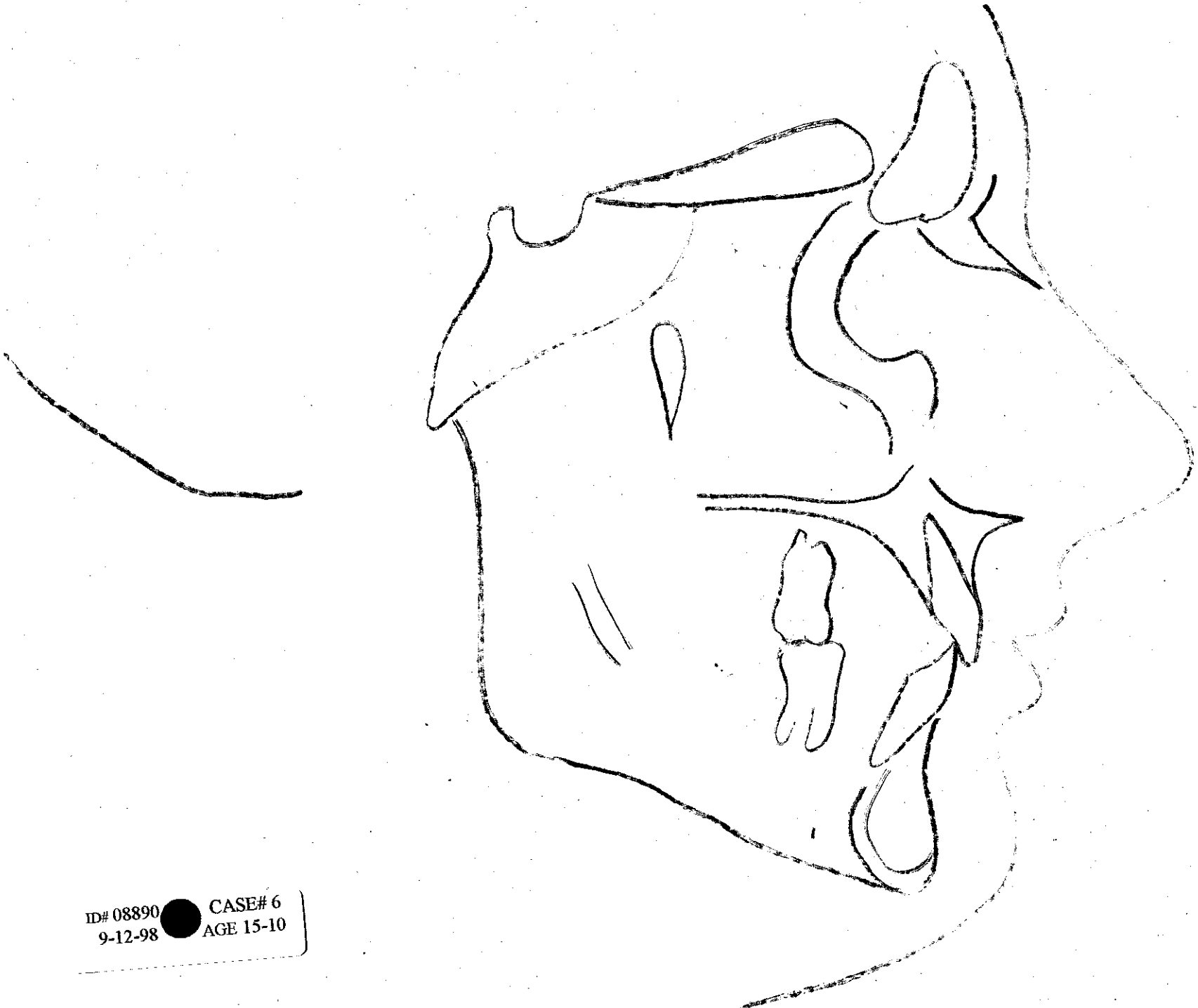
A-2 Interim Records

B Post-treatment Records



ID# 08890 ● CASE# 6
9-9-93 AGE 10-3

07



ID# 08890 ● CASE# 6
9-12-98 ● AGE 15-10

D.A.




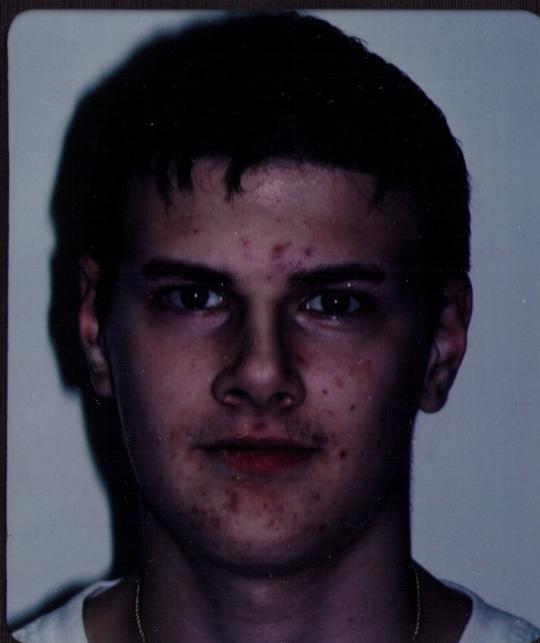
ID# 08890 CASE# 6
9-12-98 AGE 15-10

DS



ID# 08890 ● CASE# 6
9-9-93 ● AGE 10-3





ID# 08890 CASE# 6
9-12-98 AGE 15-10

