

The Environment, Population and Reproductive Health

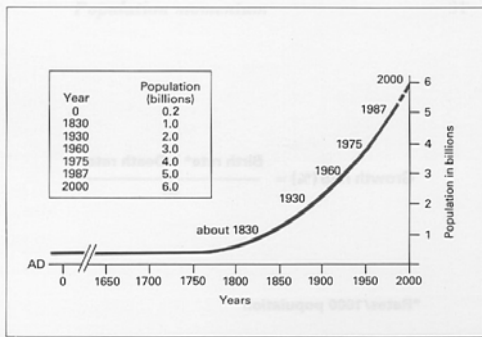


Figure 2.2 Estimates of world population

Estimated Number of Births & Deaths Resultant Population Increase, Mid-2003

Total Pop., Mid-2003 6.3 billion (G.R. 1.3%)

	Births	Deaths	Population Increase
No. per year	139,000,000	57,000,000	82,000,000
No. per week	2,673,000	1,096,000	1,577,000
No. per day	381,857	156,571	225,286
No. per minute	265	109	156

Calculating the Rate of Population Growth

$$\text{Growth rate \%} = \frac{\text{Birth rate*} - \text{Death rate*}}{10}$$

*Rates/1,000 population

Population Growth Rates

• Growth Rate (%) Doubling Time (yrs)

- 4.0 17
- 3.0 23
- 2.0 35
- 1.0 69
- 0.002 35,000

Estimates of Birth, Death and Growth Rates, Mid-2003

	Pop. 1000	Births/ 1000	Deaths/ 1000	Growth rate (%)	D.T. (yrs)
WORLD	6,314M	22	9	1.3	53
Africa	861M	38	14	2.4	29
Asia	3,830M	20	7	1.3	53
L. America	540M	23	6	1.7	41
Europe	727M	10	12	-0.2	-
N. America	323M	14	8	0.5	138

**Estimate of Birth, Death & Growth Rates
Mid-2003, Selected Countries**

	Pop.	Births/ 1000	Deaths/ 1000	Growth rate (%)	D.T. (yrs)
China	1,289M	13	6	0.6	115
India	1,069M	25	8	1.7	41
Russia	145M	10	16	-0.7	-
U.S.	291M	14	9	0.6	115

World Population, 1950-2020 (millions)

	World (x1,000,000)	Less Developed (x1,000,000)	More Developed (x1,000,000)
1950	2,501	1,644 (68%)	857 (34%)
1970	3,610	2,526 (70%)	1,084 (30%)
1985	4,845	3,671 (76%)	1,174 (24%)
2003	6,314	5,112 (81%)	1,202 (19%)
2010*	6,903	5,687 (82%)	1,217 (18%)
2025*	8,082	6,842 (84%)	1,240 (16%)

*United Nations Medium Projection

**Population Projections
(Millions)**

	1994	2003	2010	2025
World	5,607	6,314	6,903	8,082
Africa	700	861	979	1,288
Asia	3,392	3,830	4,235	4,965
Latin America	470	540	591	697
Europe	728	727	731	715
North America	290	323	333	376

**Population Projections,
Selected Countries
(Millions)**

	1994	2003	2010	2025	2050
China	1,192	1,289	1,394	1,561	1,394
India	912	1,067	1,197	1,441	1,628
U.S.	261	292	298	335	422
Indonesia	200	221	239	275	316
Russia	148	146	142	135	119
Nigeria	98	134	150	203	307
Mexico	92	104	118	140	153

Momentum of World Population Growth

Year in which the world attains replacement fertility	World population at replacement (x1,000,000)	Eventual point at which population stabilizes
2000-2005	5.9	8.4
2020-2025	8.4	11.2
2040-2045	12.0	15.1

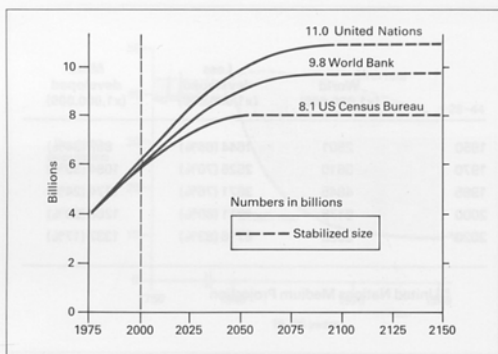


Figure 2.13 World population projections, 2000-2150

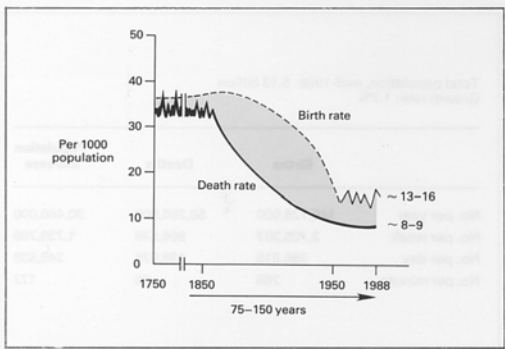


Figure 2.6 Demographic transition, developed world

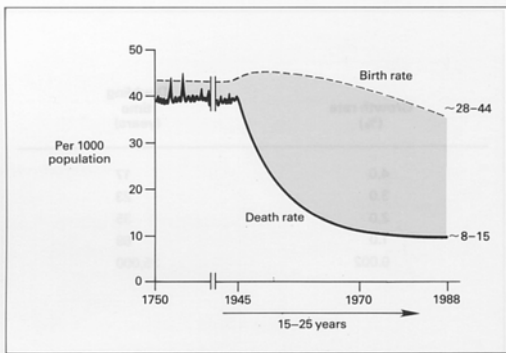


Figure 2.7 Demographic transition, developing world

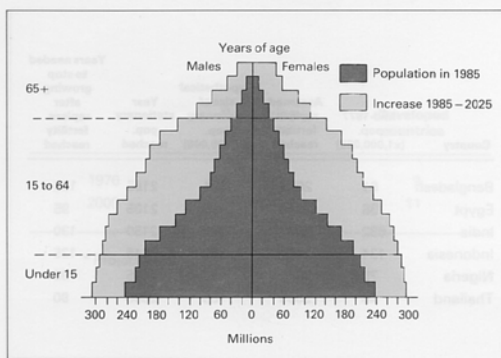


Figure 2.15 Population by age and sex, developing countries

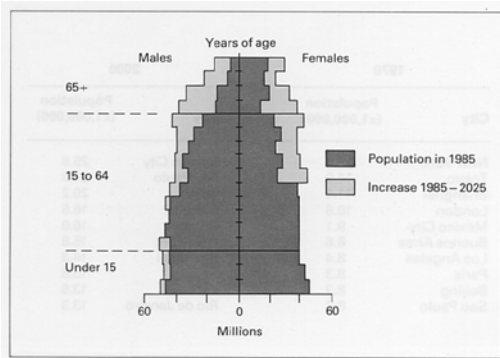


Figure 2.16 Population by age and sex, developed countries

Urban Populations (Millions)

	1970	2001	2015
Sao Paolo	8	18	21
Mexico City	9	18	20
Shanghai	11	13	14
Mumbai	6	17	23
Calcutta	7	13	17
Jakarta	4	11	17
Beijing	7	11	12

Urban Areas Larger Than 5 Million People

	Developing countries	Developed countries
1970	11	9
2000	37	11

**Contraceptive Prevalence:
Developing Countries
(Approximate %)**

1960

2001

<5%

57% (all methods)

51% (modern)

**1974 Population Conference,
Bucharest**

**North-South Debates
Western Nation Imperialism**

**1984 Population Conference,
Mexico City**

**U.S. Stance: Free Market Systems;
Population Growth Not An Issue;
Abortion (With Catholic Church)**

**Developing Country Concerns Re:
Population**

**International Conference on
Population and Development (ICPD)**

(Cairo, September, 1994)

Major Issues:

Population

Environment

Human Rights

Empowerment of Women

**Women's Sexual & Reproductive
Health & Rights**

Cairo - The Setting

15,000 Attendees

**3,700 Delegates from 179 Countries and
8 Observer Delegations**

**4 Presidents, 7 Prime Ministers, 5 Vice
Presidents, Many Parliamentarians**

**1,200 Nongovernmental Organizations
(NGOs)**

4,200 Journalists

Brundtland of Norway

**“Morality becomes hypocrisy if
it means accepting mothers
suffering or dying in
connection with unwanted
pregnancies and illegal
abortions, and unwanted
children living in misery .. “**

Environmental Issues

**Conflicts Between Developed and Less
Developed Countries**

Developed Countries

**Consumption Patterns
Industrialization
Pollution**

Environmental Issues (cont.) Less Developed Countries

**Population
Deforestation
Loss of Top Soil
Early Industrialization - Pollution
Urbanization**

Water Issues

- **Projections for the future are daunting**
- **Again, impact heaviest on the poorest countries**
- **Increases in population numbers play a major role**

ICPD Programme of Action

Overall emphasis on sustainable development, humanitarian goals, and status of women rather than on demographic targets

Empowerment of Women

“The empowerment and autonomy of women and the improvement of their political, social, economic and health status is a highly important end in itself ...”

Empowerment of Women

**Economic Equity:
Access To Jobs, Equal Pay**

**Health Equity:
Right to Reproductive and Sexual
Health**

**Political, Legal, Educational and
Social Equity**

Abortion in Cairo

“In no case should abortion be promoted as a method of family planning ... All governments ...are urged ...to deal with the health impact of unsafe abortion as a major public health concern... In circumstances in which abortion is not against the law, such abortion should be safe.”

Human Rights

“These [human] rights rest on the recognition of the basic rights of all couples and individuals to decide freely and responsibly the number, spacing and timing and to have the information and means to do so and the right to attain the highest standard of sexual and reproductive health ... free of discrimination, coercion and violence ..”

Reproductive Health Issues

**Family Planning Services
Prevention, Diagnosis and Treatment
of
STDs and HIV/AIDS
Adolescent Sexuality and Pregnancy
Maternal Mortality
Abortion**

Family Planning Services

**Make Available All Effective
and Safe Methods of
Contraception On A
Voluntary Basis With Full
Informed Consent**

Family Planning Methods

**Oral Contraceptives
IUDs
Injectables & Implants
Barrier Methods
Periodic Abstinence
Sterilization Procedures**

STDs and HIV/AIDS

**Gonorrhea and Syphilis
Chlamydia
Herpes
Trichomonas
Monila
HPV
HIV/AIDS**

STDs and HIV/AIDS (cont.)

Prevention Education

Condom Use

Women-Controlled Methods

Diagnosis and Testing Issues

Treatment Issues

**Adolescent Sexuality and
Pregnancy**

**The Issue Worldwide,
Particularly in Urban Areas**

The Controversies

**“The Rights, Duties and
Responsibilities of Parents”**

Maternal Mortality

**500,000 Deaths Annually, 98% in
LDCs**

**MM Ratios 10-100 Times Those in
Developed Countries**

LDCs: 100-1000/100,000 Livebirths

US: 8/100,000 Livebirths

Maternal Mortality (cont.)

High Incidence of Home Deliveries, Particularly in Rural Communities, with TBA, Relative or No-One in Attendance

Maternal Mortality: Causes

**Obstructed Labor/Ruptured Uterus
Postpartum Hemorrhage
Toxemia/Eclampsia
Postpartum Sepsis
Abortion Complications
Role of Age and Parity**

**Maternity Care Interventions:
Emergency Obstetrical Care**

**Transfusions
Parenteral Antibiotics
Cesarean Section
Treatment of Abortion**

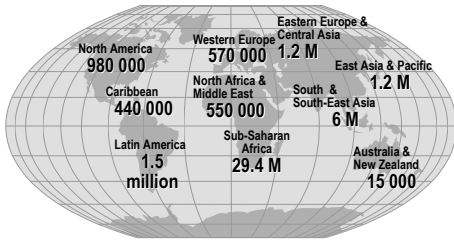
Abortion

**Incidence Worldwide:
40-50 Million
Estimated Deaths Annually
From Unsafe Abortions:
60,000-110,000
Single Most Controversial
Issue in Society Today**

Global summary of the HIV/AIDS epidemic, December 2002

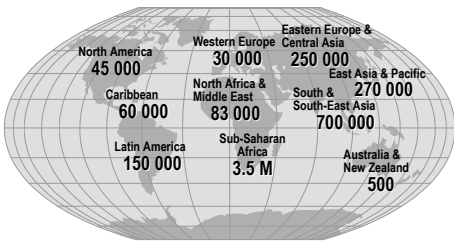
People living with HIV/AIDS	Total	42 million
	Adults	38.6 million
	Women	19.2 million
	Children under 15 years	3.2 million
People newly infected, 2002	Total	5 million
	Adults	4.2 million
	Women	2 million
	Children under 15 years	800 000
AIDS deaths in 2002	Total	3.1 million
	Adults	2.5 million
	Women	1.2 million
	Children under 15 years	610 000

Adults and children estimated to be living with HIV/AIDS as of end 2002



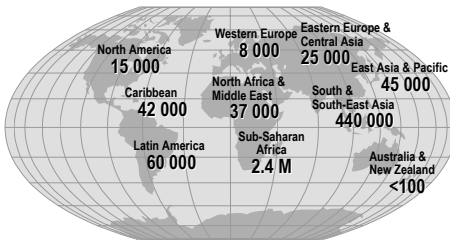
Total: 42 million

Estimated number of adults and children newly infected with HIV during 2002



Total: 5 million

Estimated adult and child deaths from HIV/AIDS during 2002



Total: 3.1 million

About 14 000 new HIV infections a day in 2002

- More than 95% are in developing countries
- 2000 are in children under 15 years of age
- About 12 000 are in persons aged 15 to 49 years, of whom:
 - almost 50% are women
 - about 50% are 15–24 year olds

Women and AIDS

“...It is only when women can speak up, and have a full say in decisions affecting their lives, that they will be able to truly protect themselves -- and their children -- against HIV.”*

*UN Secretary-General Kofi Annan

Women and AIDS

- The vulnerability of women
 - 12-13 African women infected per 10 men
- The threat to sex workers
- The threat to spouses
- Relationship with F.P. programs
- The role of prevention
 - Safe sexual practices
 - Microbicides & condoms (male & female)
 - Vaccines

The AIDS Orphan Tragedy

- **An estimated 12-14 million children have lost one or both parents**
- **Loss of the mother is particularly devastating**
- **Educational, food, housing and nurture needs are grossly neglected**
