



Program Evaluation System

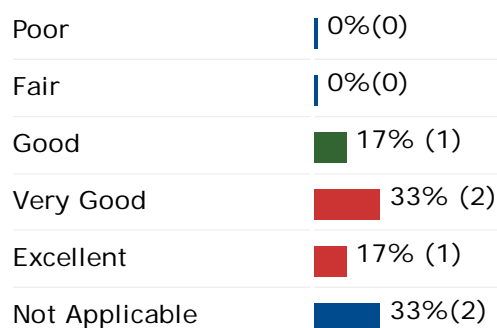
Report: **Graph Distribution**

Course:	LABOR ECONOMICS (ECONW4400_001_2009_1)
Evaluation:	A&S Course Evaluations: 1 Instructor and 1 TA Form (spring 2009)
Dates:	April 27, 2009 - May 07, 2009
No. of Respondents:	6
No. of Students:	12

TA Effectiveness - Cecilia Caraciki Muruci Machado

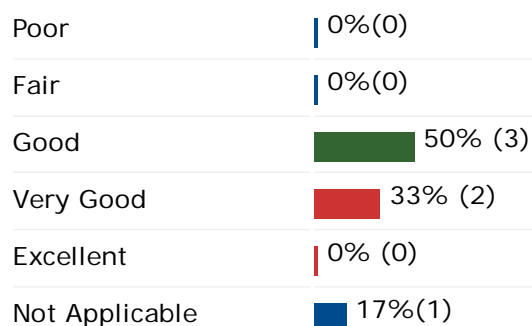
1: TA's ability to raise challenging questions

n = 6



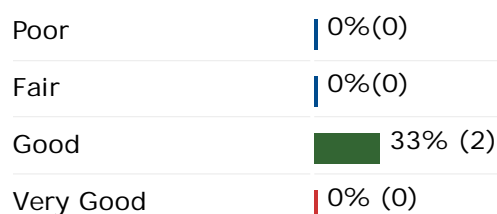
2: TA's ability to help clarify course material

n = 6



3: TA's ability to encourage student participation effectively

n = 6



Excellent	0% (0)
Not Applicable	67% (4)

4: TA's responsiveness to student questions, opinions and criticisms

n = 6

Poor	0% (0)
Fair	0% (0)
Good	33% (2)
Very Good	0% (0)
Excellent	33% (2)
Not Applicable	33% (2)

5: TA's feedback on assignments and examinations

n = 6

Poor	0% (0)
Fair	0% (0)
Good	33% (2)
Very Good	33% (2)
Excellent	33% (2)
Not Applicable	0% (0)

6: TA's ability to communicate effectively with students

n = 6

Poor	0% (0)
Fair	0% (0)
Good	33% (2)
Very Good	17% (1)
Excellent	33% (2)
Not Applicable	17% (1)

7: Overall effectiveness of the TA

n = 6

Poor	0% (0)
Fair	0% (0)
Good	33% (2)

Very Good  33% (2)

Excellent  17% (1)

Not Applicable  17%(1)

Report: **Comments**

Course:	LABOR ECONOMICS (ECONW4400_001_2009_1)
Evaluation:	A&S Course Evaluations: 1 Instructor and 1 TA Form (spring 2009)
Dates:	April 27, 2009 - May 07, 2009
No. of Respondents:	6
No. of Students:	12
Percent Completed:	50%

Comments on TA effectiveness - Cecilia Caraciki Muruci Machado

Cecilia was very very helpful in this course- quick to respond on assignments and clarifying details on assignments.

I wish the posted homework solutions showed the method to arrive at the answer, rather than just the correct answer. Otherwise, Cecilia was very helpful.