

Title: **A and S DEFAULT Course Evaluation Instructor/TA Form**

Dates: **04/27/2015 - 05/07/2015**

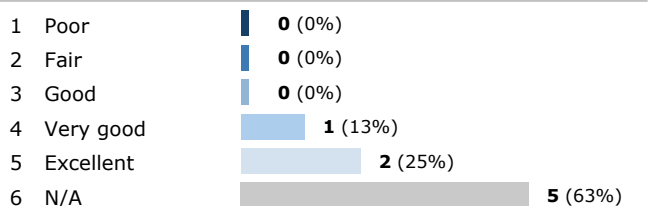
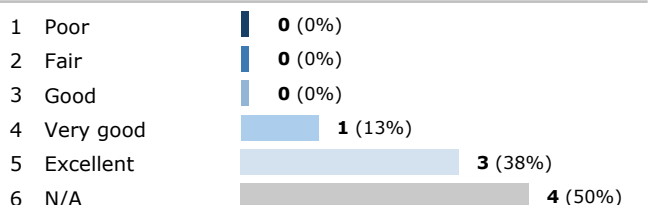
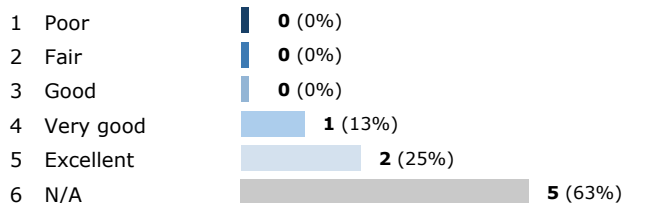
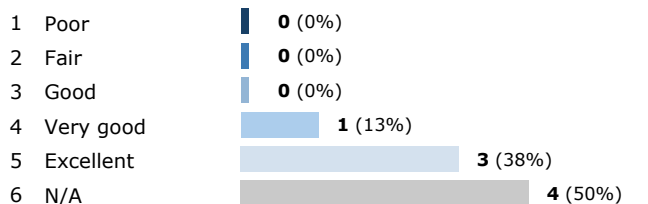
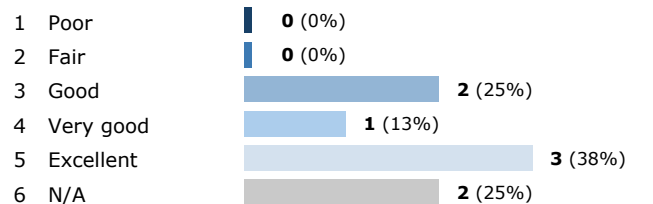
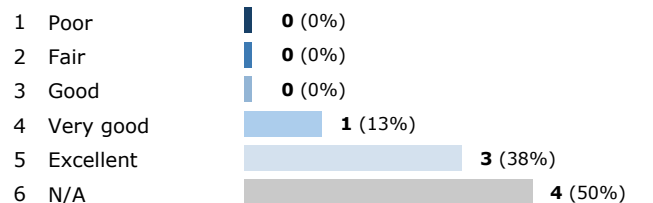
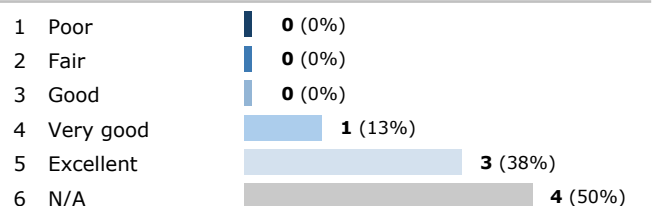
Course: **ECONG6414_001_2015_1 / Micro-Econometrics**

Responses: **8/14 - 57.14%**

Instructors: **Bernard Salanie**

Number of Participants: **14**

Enrollment of All Students: **14**

TA Graph Report for: **MeeRoo Kim**
1 TA's ability to raise challenging questions N=8

Median **5** Interpolated Median **4.75** Mean **4.67** Std Dev **0.58**
2 TA's ability to help clarify course material N=8

Median **5** Interpolated Median **4.83** Mean **4.75** Std Dev **0.50**
3 TA's ability to encourage student participation effectively N=8

Median **5** Interpolated Median **4.75** Mean **4.67** Std Dev **0.58**
4 TA's responsiveness to student questions, opinions and criticisms N=8

Median **5** Interpolated Median **4.83** Mean **4.75** Std Dev **0.50**
5 TA's feedback on assignments and examinations N=8

Median **4.5** Interpolated Median **4.50** Mean **4.17** Std Dev **0.98**
6 TA's ability to communicate effectively with students N=8

Median **5** Interpolated Median **4.83** Mean **4.75** Std Dev **0.50**
7 Overall effectiveness of the TA N=8

Median **5** Interpolated Median **4.83** Mean **4.75** Std Dev **0.50**

Title: **A and S DEFAULT Course Evaluation Instructor/TA Form**

Course: **ECONG6414_001_2015_1 / Micro-Econometrics**

Instructors: **Bernard Salanie**

Dates: **04/27/2015 - 05/07/2015**

Responses: **8/14 - 57.14%**

Number of Participants: **14**

Enrollment of All Students: **14**

TA Concise Report for: **MeeRoo Kim**

TA Effectiveness		Poor	Fair	Good	Very good	Excellent	N/A	# of Responses	Median	Mean
									Median	St.Dev
1	TA's ability to raise challenging questions	0 0%	0 0%	0 0%	1 13%	2 25%	5 63%	8	5 4.75	4.67 0.58
2	TA's ability to help clarify course material	0 0%	0 0%	0 0%	1 13%	3 38%	4 50%	8	5 4.83	4.75 0.50
3	TA's ability to encourage student participation effectively	0 0%	0 0%	0 0%	1 13%	2 25%	5 63%	8	5 4.75	4.67 0.58
4	TA's responsiveness to student questions, opinions and criticisms	0 0%	0 0%	0 0%	1 13%	3 38%	4 50%	8	5 4.83	4.75 0.50
5	TA's feedback on assignments and examinations	0 0%	0 0%	2 25%	1 13%	3 38%	2 25%	8	4.5 4.50	4.17 0.98
6	TA's ability to communicate effectively with students	0 0%	0 0%	0 0%	1 13%	3 38%	4 50%	8	5 4.83	4.75 0.50
7	Overall effectiveness of the TA	0 0%	0 0%	0 0%	1 13%	3 38%	4 50%	8	5 4.83	4.75 0.50

5.5 5.30
5.50 0.83